

STARPRIM



tresor- online



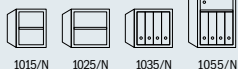
Series BETA SM



Series ALPHA SM



 Models



1015/N 1025/N 1035/N

ALPHA SM




1055/N 1085/N



1095/N 1120/N




1180/N 1240/N



1410/N



1535




1780

GAMMA

SAFE SERIES

STARPRIM



Locks

General:

Only certified locks according to EN 1300.

1. Security-key lock with 2 double-bitted keys

2. Security key lock with 2 double bitted key – changeable

The user can change the key.

3. Mechanical combination lock

With 3-wheels (1 Million possible combinations) and 4-wheels (100 Millions possible combinations); available with basic dial (3a) or spy proof button (3b).

4. Electronical combination lock

One step going-operation when opening – entering the Code.
Options: Manager mode, Silent signal alarm, Time delay, Dual combination operation etc.

5. High security electronical redundant lock system PAXOS-COMPACT – keypad input unit


One step going-operation when opening – entering the code.

Options: similar to point 4 with additional possibility of events registration and other additional functions.

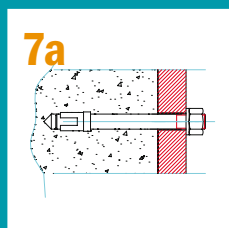
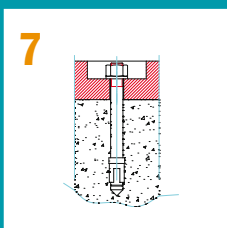
6. High security electronical redundant lock system PAXOS – COMPACT – dial-knob input unit

One step going-operation when opening knob – entering the code.

Options: similar to point 4 with additional possibility of events registration and other additional functions.




Equipment



7. Provision for secure-floor installation

Floor installation screw M16 x 150 mm will be used. Provision of hole for snap-off detector. STARPRIM models in Security Grade V have two anchoring holes.

7a. In case that the safe can not be secured to a floor use the opening on the back wall of the safe and secure the safe with the screw M16x150 to a wall; double door models have two openings. Anchoring into a wall is not possible for STAPRIM models in Security Grade V.



8. Alarm equipment – EMAPRIM 15

All preparations are provided for Security Grade III, IV and V for the installation of certified alarm system. Upon request the same preparation can be made also for safes of Security Grade I and II.

We offer certified anti burglary alarm system EMAPRIM 15 with the following components: acoustic detector, snap off detector, magnetic door contact, lock bolt contact, the bolt space cover/door contact distributor with cover contact and blocking elements.

9. Washer in door-frame

The complete door frame is equipped with washer, which protects the inside against gas and flame. Not valid for STARPRIM models in Security Grade V.

10. The number of shelves can be chosen by user

Shelves are adjustable.

11. Lockable compartment H=180 and 360 mm

The lockable compartment H=180 and H=360 mm can be built into the safe with screws. The compartment is equipped with cylinder lock. On the Safe with double door, also the inside compartment is equipped with two doors.

12. Left version of door

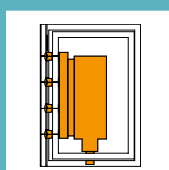
The door has the hinges on the left side.

13. Painting

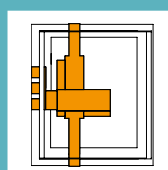
The Safe is painted in structural color RAL 7035 – light grey. Upon request the Safe can be painted in different RAL colors.



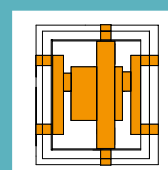
Locking mechanism and Handles



Two-way locking mechanism




Three-way locking mechanism




Four-way locking mechanism



Handle for STARPRIM 1/N ALPHA SM and models 2040/N, 2070/N and 3070/N



Handle for STARPRIM 1/N BETA SM and GAMMA SM and for STARPRIM 2/N, 3/N and 4/N (except models 040/N, 070/N)



Handle for STARPRIM 5.



Specification

STARPRIM

1 2 3 4 5

| SECURITY GRADE CEN | | 1 | 2 | 3 | 4 | 5 |
|----------------------------------|--|----------------|----------------|----------------|----------------|---|
| LOCKS | 1. Mechanical key lock | ⊙ | ⊙ | ⊙ | ⊙ | ⊙ |
| | 2. Mechanical key lock – changeable key | ⊕ ¹ | ⊕ ¹ | ⊕ | ⊕ | ⊕ |
| | 3. Mechanical combination lock | ⊕ | ⊕ | ⊕ | ⊙ | ⊙ |
| | 4. Electronical combination lock – enter pad | ⊕ | ⊕ | ⊕ | ⊕ | ⊕ |
| | 5. PAXOS COMPACT – keypad | ⊕ ² | ⊕ ² | ⊕ | ⊕ | ⊕ |
| | 6. PAXOS COMPACT – dial-knob | ⊕ ² | ⊕ ² | ⊕ | ⊕ | ⊕ |
| SAFE INSIDE EQUIPMENT | 7. Provision for secure-floor installation | ⊙ | ⊙ | ⊙ | ⊙ | ⊙ |
| | 8. Provision for alarm system | ⊕ ³ | ⊕ ³ | ⊙ | ⊙ | ⊙ |
| | 9. Washer | ⊙ | ⊙ | ⊙ | ⊙ | – |
| | 10. Shelves | ⊕ | ⊕ | ⊕ | ⊕ | ⊕ |
| | 11a. Lockable compartment H=180 mm | ⊕ ⁴ | ⊕ ⁴ | ⊕ | ⊕ | ⊕ |
| | 11b. Lockable compartment H=360 mm | ⊕ ⁵ | ⊕ ⁵ | ⊕ ⁵ | ⊕ ⁵ | ⊕ |
| | 12. Left version | ⊕ | ⊕ | ⊕ | ⊕ | ⊕ |
| 13. Variety of colour – finishes | ⊕ | ⊕ | ⊕ | ⊕ | ⊕ | |

LEGEND:

- ⊙ Standard made
- ⊕ Upon request (add. costs)
- Not available
- ⊕¹ Not valid for models STARPRIM 1015/N, 1025/N, 1035/N and 2040/N
- ⊕² Not valid for models STARPRIM 1/N ALPHA SM and 2040/N
- ⊕³ Not valid for models STARPRIM 1/N ALPHA SM and 2040/N (except for model 1085/N)
- ⊕⁴ Not valid for models STARPRIM 1015/N, 1025/N, 1035/N and 2040/N
- ⊕⁵ Not valid for models STARPRIM smaller than models STARPRIM x095/N